


1.8° Size 42mm High Torque Hybrid Stepping Motor

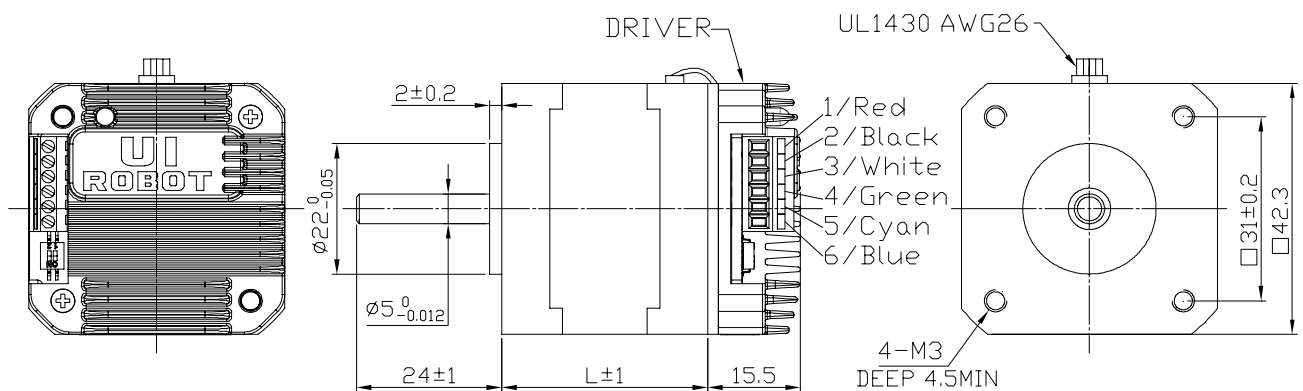
Item	Specifications
Step Angle	1.8°
Step Angle Accuracy	±5% (full step, no load)
Resistance Accuracy	±10% (@20°C)
Inductance Accuracy	±20% (1kHz)
Temperature Rise	80° C Max.(rated current,2 phase on)
Ambient Temperature	-20° C~+50° C
Insulation Resistance	100MΩ Min. ,500VDC
Dielectric Strength	500VAC for one minute
Shaft Radial Play	0.02Max. (450 g-load)
Shaft Axial Play	0.08Max. (450 g-load)
Max. radial force	28N (20mm from the flange)
Max. axial force	10N



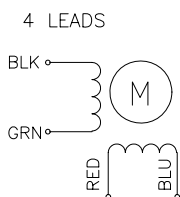
● Size 42mm High Torque Hybrid Stepping Motor Specifications

Model No.	Rated Voltage	Current /Phase	Resistance /Phase	Inductance /Phase	Holding Torque	# of Leads	Rotor Inertia	Weight	Detent Torque	Length
Single Shaft	V	A	Ω	mH	Kg-cm		g-cm ²	kg	g-cm	mm
FL42STH33-1334A-IE2	2.8	1.33	2.1	2.5	2.2	4	35	0.22	120	33.5
FL42STH38-1684A-IE4	2.8	1.68	1.65	3.2	3.6	4	54	0.28	150	39.5
FL42STH47-1684A-IE4	2.8	1.68	1.65	2.8	4.4	4	68	0.35	200	47.5

Dimension



Wiring Diagram



Description of Screw Terminals

Terminal No. / Color	Description		Input			
			MIN	NOM	MAX	UNIT
1 / Red	V+	Supply voltage	UIM24004-8	12	40	VDC
			UIM24002	10	35	
2 / Black	GND	Supply voltage ground		0		VDC
3 / White	Vcc	Opto-coupler common anode		5 ⁽¹⁾		VDC
4 / Green	DIR	Direction input ⁽²⁾		GND	Vcc	VDC
5 / Cyan	STEP	Stepping pulse input ⁽³⁾		GND	Vcc	VDC
6 / Blue	EN	Enable the controller ⁽⁴⁾		GND	Vcc	VDC

● Pull out Torque Curve

