

Heat Sink

CODE ILLUSTRATION




ORDER CODE

Images	Code	Dimension	Equipped SSR model
	M126L100	126×100×65L	/
	M80L100	80×100×65L	/
	M60L100	60×100×65L	/
	M35L100	35×100×65L	/
	M24L100	24×100×65L	/
	M126L80	126×80×65L	/
	M80L80	80×80×65L	RMA/RHH/RFA 80A
	M60L80	60×80×65L	RTST 40A, RMA/RHH/RFA 60A
	M35L80	35×80×65L	RTST 25A, RMA/RHH/RFA 40A
	M24L80	24×80×65L	RTST 15A, RMA/RHH/RFA 15/25A


DIMENSIONS

M24L80/100/120/150 series Heat Sink					M35L80/100/120/150 series Heat Sink				
Model	M24L80	M24L100	M24L120	M24L150	Model	M35L80	M35L100	M35L120	M35L150
Length (mm)	80	100	120	150	Length (mm)	80	100	120	150
Effective Area (cm ²)	365	458	550	687	Effective Area (cm ²)	534	668	802	1003

M60L80/100/120/150 series Heat Sink



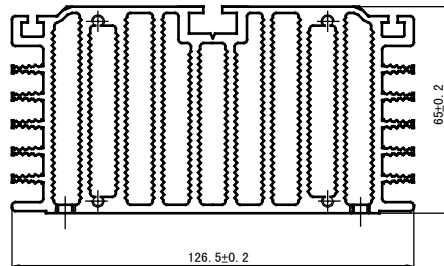
M80L80/100/120/150 series Heat Sink



Model	M60L80	M60L100	M60L120	M60L150
Length (mm)	80	100	120	150
Effective Area (cm ²)	769	962	1154	1443

Model	M80L80	M80L100	M80L120	M80L150
Length (mm)	80	100	120	150
Effective Area (cm ²)	1089	1362	1634	2042

M126L80/100/120/150 series Heat Sink



Model	M126L80	M126L100	M126L120	M126L150
Length (mm)	80	100	120	150
Effective Area (cm ²)	1612	2015	2417	3022